

2024 FLORIDA Dual Enrollment Poll

PARENTS

STUDENTS

1. Which of the following paths would you consider acceptable for [your middle school or high school student // you, yourself] after graduating from high school? Please select all that apply.

49% OF PARENTS OF HIGH SCHOOL AND MIDDLE SCHOOL STUDENTS SAY A CAREER THAT REQUIRES A CERTIFICATION BUT NOT A COLLEGE DEGREE

A four-year college degree in the sciences (such as biology or chemistry)	47%	19%
A four-year college degree in the social sciences (such as psychology or economics)	35%	18%
A four-year college degree in the humanities (such as English or philosophy)	27%	15%
A four-year college degree in another field	46%	41%
A career that requires a certification but not a college degree (such as welding, construction trades, or medical assisting)	49%	25%
A job that does not require any additional education beyond high school	30%	20%
The military	26%	18%

This question was asked only of high school and middle school students and parents of high school and middle school students.

ALL
VOTERS

GOP

DEM

IND

PARENTS

STUDENTS

2. How important or unimportant do you think career-focused education is for middle and high school students?

96% OF LIKELY VOTERS SAY VERY OR SOMEWHAT IMPORTANT

Very or Somewhat Important	96%	96%	97%	96%	97%	95%
Not Very or Not At All Important	4%	4%	3%	4%	3%	5%

3. How much, if anything, have you read, seen, or heard about Florida's Career and Professional Education (CAPE) Program?

64% OF STUDENTS SAY NOT MUCH OR NOTHING AT ALL

A Lot	10%	14%	10%	6%	22%	13%
Some	24%	28%	23%	18%	36%	23%
Not Much	66%	58%	67%	76%	42%	36%
Nothing At All	0%	0%	0%	0%	0%	28%

	ALL VOTERS	GOP	DEM	IND	PARENTS	STUDENTS
--	------------	-----	-----	-----	---------	----------

4. Where did you receive information about Florida's Career and Professional Education (CAPE) Program? Please select all that apply.

Media (TV, radio, newspapers, magazines)	22%	24%	24%	19%	29%	16%
Social media	23%	26%	23%	18%	40%	24%
Family or friends	24%	23%	26%	24%	34%	27%
School officials (teachers, principals, counselors)	13%	19%	9%	9%	29%	24%
School materials (flyers, brochures, online platforms, etc.)	14%	15%	13%	13%	28%	23%
Somewhere else	7%	8%	4%	9%	8%	7%

5. From what you know about the program, do you support or oppose Florida's Career and Professional Education (CAPE) Program?

66% OF LIKELY VOTERS STRONGLY OR SOMEWHAT SUPPORT

Strongly or Somewhat Support	66%	73%	64%	59%	79%	54%
Strongly or Somewhat Oppose	3%	3%	4%	2%	2%	13%
Unsure	31%	24%	32%	38%	20%	33%

6. Across Florida, 490,000 students were recently enrolled in career-focused courses in their middle or high school. Would you support or oppose reforms designed to increase participation in career-focused courses?

86% OF LIKELY VOTERS STRONGLY OR SOMEWHAT SUPPORT

Strongly or Somewhat Support	86%	90%	84%	85%	93%	73%
Strongly or Somewhat Oppose	5%	3%	6%	6%	5%	12%
Unsure	9%	7%	11%	9%	2%	14%

7. Of the 490,000 students recently enrolled in career-focused courses, 23 percent of them were working toward a career certificate that would prepare them for the workforce. Would you support or oppose reforms that would increase participation in career certificate programs?

91% OF LIKELY VOTERS STRONGLY OR SOMEWHAT SUPPORT

Strongly or Somewhat Support	91%	91%	91%	92%	96%	72%
Strongly or Somewhat Oppose	3%	3%	4%	3%	3%	14%
Unsure	6%	6%	5%	5%	1%	14%

	ALL VOTERS	GOP	DEM	IND	PARENTS	STUDENTS
--	------------	-----	-----	-----	---------	----------

8. How much of a priority should it be for Florida to make career-focused education more of an option for students in middle and high school?

87% OF LIKELY VOTERS SAY HIGH OR VERY HIGH PRIORITY

Very high priority, it should be among the most important things the state does	44%	47%	45%	41%	46%	33%
High priority, it is important, but the state should focus on more pressing issues	43%	45%	39%	44%	47%	40%
Low priority, it is not that important, but the state should do it if they have time	5%	3%	7%	4%	5%	11%
Very low priority, it is not important at all, and the state shouldn't worry about it	1%	1%	1%	3%	1%	3%
Unsure	7%	6%	8%	7%	1%	13%

9. Currently, schools are not required to inform students and their parents about career-focused courses offered in their district. Would you support or oppose requiring schools to provide information to students and parents about career-focused courses offered in the district?

88% OF LIKELY VOTERS STRONGLY OR SOMEWHAT SUPPORT

Strongly or Somewhat Support	88%	91%	89%	85%	90%	70%
Strongly or Somewhat Oppose	6%	6%	8%	5%	8%	19%
Unsure	5%	3%	3%	10%	2%	11%

10. Would you support or oppose increasing the number of career-focused courses school districts are required to provide from two to four?

86% OF LIKELY VOTERS STRONGLY OR SOMEWHAT SUPPORT

Strongly or Somewhat Support	86%	90%	84%	83%	92%	69%
Strongly or Somewhat Oppose	6%	5%	8%	4%	5%	19%
Unsure	9%	5%	8%	12%	4%	12%

11. Would you support or oppose requiring school districts to provide at least one career-focused course that leads to a career certificate?

91% OF LIKELY VOTERS STRONGLY OR SOMEWHAT SUPPORT

Strongly or Somewhat Support	91%	94%	88%	92%	93%	72%
Strongly or Somewhat Oppose	4%	3%	8%	2%	7%	12%
Unsure	4%	3%	4%	6%	0%	15%

	ALL VOTERS	GOP	DEM	IND	PARENTS	STUDENTS
--	------------	-----	-----	-----	---------	----------

12. How much confidence do you have in public colleges and universities in Florida?

62% OF LIKELY VOTERS SAY SOME OR NOT A LOT OF CONFIDENCE

A Lot of Confidence	35%	36%	38%	31%	46%	36%
Some or Not a Lot of Confidence	62%	62%	59%	65%	53%	60%
No Confidence At All	3%	2%	2%	4%	2%	5%

13. How much confidence do you have in private colleges and universities in Florida?

61% OF LIKELY VOTERS SAY SOME OR NOT A LOT OF CONFIDENCE

A Lot of Confidence	36%	40%	33%	34%	48%	34%
Some or Not a Lot of Confidence	61%	59%	64%	62%	49%	60%
No Confidence At All	3%	2%	4%	4%	3%	6%

14. How much confidence do you have in public colleges and universities outside Florida?

63% OF LIKELY VOTERS SAY SOME OR NOT A LOT OF CONFIDENCE

A Lot of Confidence	31%	27%	39%	27%	40%	40%
Some or Not a Lot of Confidence	63%	66%	58%	65%	58%	54%
No Confidence At All	5%	6%	2%	7%	1%	6%

15. How much confidence do you have in private colleges and universities outside Florida?

64% OF LIKELY VOTERS SAY SOME OR NOT A LOT OF CONFIDENCE

A Lot of Confidence	31%	32%	34%	28%	41%	45%
Some or Not a Lot of Confidence	64%	65%	64%	64%	57%	47%
No Confidence At All	5%	3%	3%	8%	2%	9%

16. How much confidence do you have in public K-12 education in Florida?

68% OF LIKELY VOTERS SAY SOME OR NOT A LOT OF CONFIDENCE

A Lot of Confidence	27%	31%	32%	18%	31%	39%
Some or Not a Lot of Confidence	68%	66%	61%	78%	62%	56%
No Confidence At All	5%	3%	7%	4%	6%	5%

	ALL VOTERS	GOP	DEM	IND	PARENTS	STUDENTS
--	------------	-----	-----	-----	---------	----------

17. How much confidence do you have in private K-12 education in Florida?

65% OF LIKELY VOTERS SAY SOME OR NOT A LOT OF CONFIDENCE

A Lot of Confidence	31%	38%	30%	23%	33%	34%
Some or Not a Lot of Confidence	65%	59%	66%	72%	61%	59%
No Confidence At All	4%	3%	4%	5%	6%	7%

18. How much confidence do you have in K-12 charter schools in Florida?

63% OF LIKELY VOTERS SAY SOME OR NOT A LOT OF CONFIDENCE

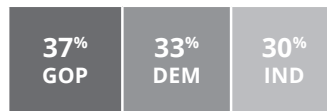
A Lot of Confidence	31%	39%	32%	21%	37%	33%
Some or Not a Lot of Confidence	63%	58%	58%	73%	55%	60%
No Confidence At All	6%	3%	11%	6%	8%	7%

Parent and Student crosstabs indicate responses for parents of middle and high school students and middle and high school students themselves, respectively.

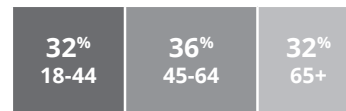
DEMOGRAPHICS

ADULT SAMPLE

PARTY AFFILIATION



AGE



EDUCATION




GENDER



STUDENT SAMPLE

AGE



GENDER



Results for the poll of adults were collected using a sampling frame from an online panel collected by the Center for Excellence in Polling. The statewide sample is of 510 Florida high school and middle school students.

The survey was conducted December 13–16, 2024. The margin of sampling error is ± 4.34 percentage points. The margin of sampling error may be higher for subgroups. Results presented may not always appear to total 100 percent due to rounding.

Results for the poll of high school and middle school students were collected using a sampling frame from an online panel collected by the Center for Excellence in Polling. The statewide sample is of 292 Florida high school and middle school students.

The survey was conducted December 13–16, 2024. The margin of sampling error is ± 5.74 percentage points. The margin of sampling error may be higher for subgroups. Results presented may not always appear to total 100 percent due to rounding.

Data were post-stratified using weighted demographic information from the U.S. Census Bureau's Current Population Survey Voting and Registration Supplement and the state election authorities. Demographic information for actual voters in past elections was used to construct sample target weights.

Opportunity Solutions Project paid for all costs associated with this survey